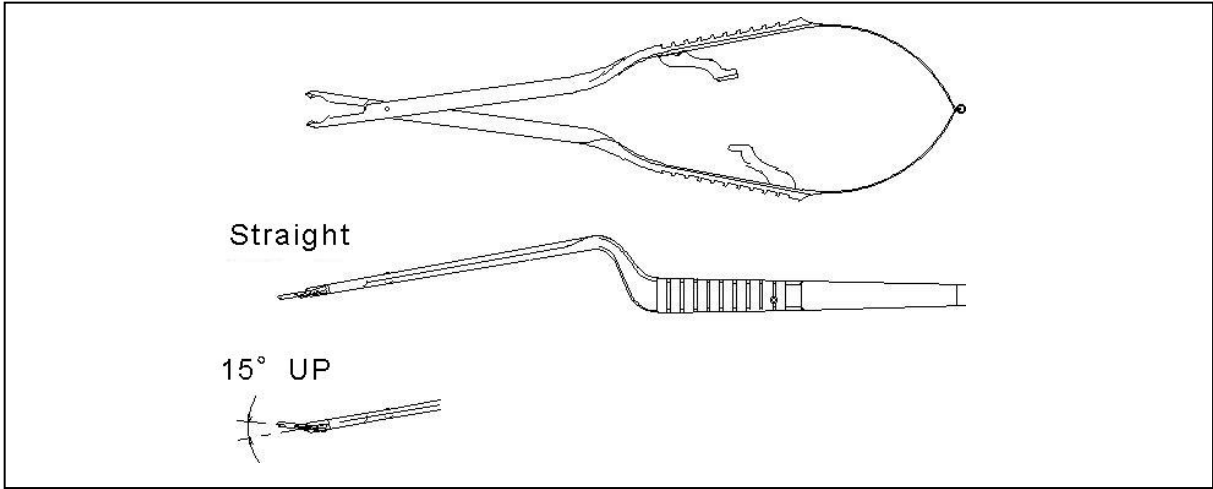


Trade Name: Clip Applier  
(SUGITA Clip Applier Slim Type)

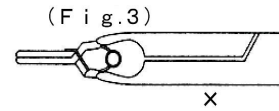
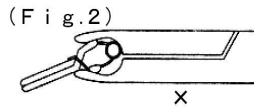
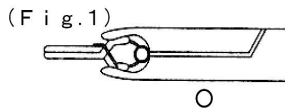


TYPE	Cat No.	Overall Length	Specific Clips
STANDARD·LARGE Straight	07-941-51	20.0cm	Sugita Aneurysm Clips -STANDARD LARGE, FENESTRATED LARGE and TEMPORARY STD type.
STANDARD·LARGE 15° UP	07-941-52	20.0cm	

**MATERIAL:**.....Jaws of Co-Cr alloy (ASTM F1058 G2,ISO 5832/7)  
Other parts stainless steel(AISI 410, 420)

**INSTRUCTION FOR USE:**

- (Fig.1).....It is most important that the clip is properly located within grooves of the applier jaws as illustrated.
- (Fig.2).....Under no circumstances must the clip be held in an angled position since improper opening of the clip will result and the spring portion may be damaged
- (Fig.3).....If the clip is not fully located within the jaws of the applier it may slip or spring out and the spring portion may be damaged.



**CAUTION:**.....SUGITA Clip Applier, Slim Type. is designed for use with Sugita clips only.  
Use only with the Sugita clips specified.  
Do not use with other manufactures clips.  
SUGITA Clip Applier, Slim Type. must be inspected before each use, if damaged do not use, Defective applying forceps can result in damage to the spring mechanism of a clip and alter the holding force.

\* **Name and address of manufacturer**



MIZUHO Corporation  
3-30-13 Hongo, Bunkyo-ku, Tokyo 113-0033, Japan  
<http://www.mizuho.co.jp>

\* **Authorized Representative Europe**



Emergo Europe B.V.  
Prinsessegracht 20, 2514 AP, The Hague  
The Netherlands